



3/16/14 Winston-Salem, NC 7 Day Forecast



By Severe Weather Updates

Now-Wednesday

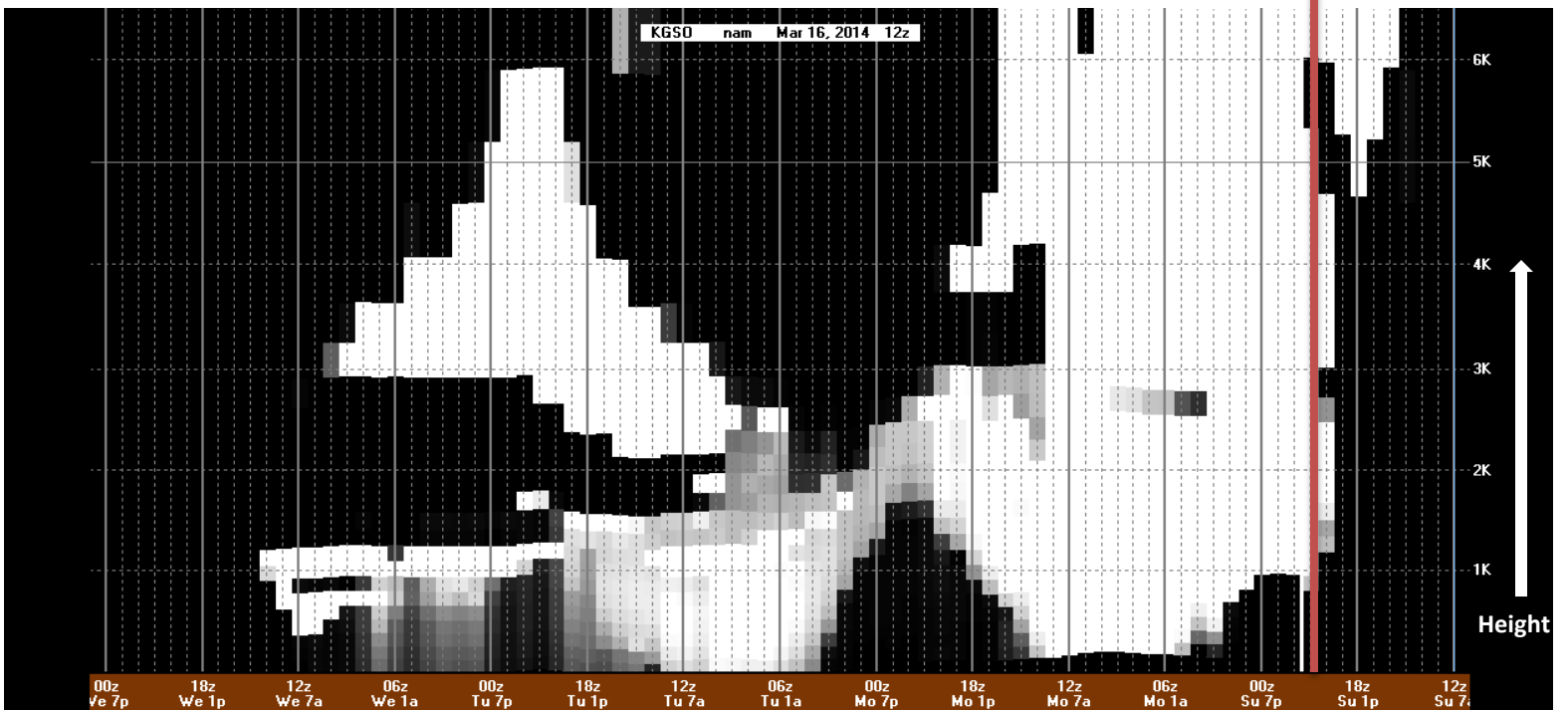
| DATE | 03/16/14 | | | | | | | MON 03/17/14 | | | | | | | TUE 03/18/14 | | | | | | | WED | | | |
|--------------|----------|----|----|----|----|----|------|--------------|----|----|------|----|------|----|--------------|----|------|----|----|----|----|------|---|--|--|
| EDT 3HRLY | 17 | 20 | 23 | 02 | 05 | 08 | 11 | 14 | 17 | 20 | 23 | 02 | 05 | 08 | 11 | 14 | 17 | 20 | 23 | 02 | 05 | 08 | | | |
| TEMP | 47 | 46 | 40 | 36 | 32 | 31 | 32 | 34 | 34 | 33 | 33 | 32 | 30 | 29 | 32 | 36 | 39 | 38 | 37 | 36 | 36 | 36 | | | |
| DEWPT | 39 | 37 | 33 | 30 | 28 | 28 | 27 | 26 | 26 | 26 | 27 | 27 | 27 | 27 | 29 | 31 | 32 | 32 | 32 | 33 | 33 | 34 | | | |
| RH | 74 | 71 | 76 | 79 | 85 | 88 | 81 | 72 | 72 | 75 | 78 | 81 | 88 | 92 | 88 | 82 | 76 | 79 | 82 | 89 | 89 | 92 | | | |
| WIND DIR | E | NE | NE | NE | NE | NE | NE | NE | NE | NE | NE | NE | NE | NE | NE | NE | NE | NE | E | E | E | SE | | | |
| WIND SPD | 14 | 13 | 14 | 14 | 14 | 13 | 12 | 12 | 10 | 8 | 8 | 8 | 9 | 10 | 10 | 10 | 9 | 6 | 5 | 4 | 3 | 2 | | | |
| WIND GUST | | | | | | | 24 | 24 | | | | | | | | | | | | | | | | | |
| CLOUDS | OV | OV | OV | OV | OV | OV | OV | OV | OV | OV | OV | OV | OV | OV | OV | OV | B2 | B2 | B2 | B2 | B2 | B2 | | | |
| POP 12HR | | | | | | | 90 | | | | 60 | | 50 | | | | 50 | | | | | 30 | | | |
| QPF 12HR | | | | | | | 0.28 | | | | 0.06 | | 0.05 | | | | 0.03 | | | | | 0.06 | | | |
| DRIZZLE | | | | | | | | | | | | | | | | | | | C | C | C | C | | | |
| FRZG RAIN | | | | | | L | L | L | | | C | C | C | C | C | C | | | | | | | | | |
| RAIN | D | D | D | D | L | L | L | C | C | C | C | C | | | | | C | C | C | C | C | C | C | | |
| SLEET | | | | | C | C | | | | | C | C | | | | | | | | | | | | | |
| WINTER WEATH | | | | | Y | Y | Y | Y | | | | | | | | | | | | | | | | | |

Wednesday-Sunday

| DATE | 03/19 | | THU 03/20/14 | | | | FRI 03/21/14 | | | | SAT 03/22/14 | | | | SUN 03/23/14 | | | |
|------------|-------|----|--------------|----|----|----|--------------|----|----|----|--------------|----|----|----|--------------|----|----|----|
| EDT 6HRLY | 14 | 20 | 02 | 08 | 14 | 20 | 02 | 08 | 14 | 20 | 02 | 08 | 14 | 20 | 02 | 08 | 14 | 20 |
| UTC 6HRLY | 18 | 00 | 06 | 12 | 18 | 00 | 06 | 12 | 18 | 00 | 06 | 12 | 18 | 00 | 06 | 12 | 18 | 00 |
| MAX/MIN | 54 | | 38 | | 65 | | 35 | | 66 | | 47 | | 69 | | 37 | | 56 | |
| TEMP | 51 | 48 | 42 | 40 | 61 | 54 | 43 | 37 | 61 | 59 | 52 | 48 | 65 | 57 | 45 | 38 | 53 | 49 |
| DEWPT | 43 | 43 | 40 | 37 | 39 | 36 | 32 | 30 | 37 | 39 | 40 | 43 | 47 | 39 | 33 | 29 | 27 | 27 |
| PWIND DIR | S | | W | | NW | | NW | | SW | | SW | | SW | | NW | | N | |
| WIND CHAR | LT | | LT | | LT | | LT | | LT | | LT | | GN | | LT | | GN | |
| AVG CLOUDS | B2 | B1 | SC | SC | SC | SC | FW | FW | FW | SC | SC | B1 | B2 | B1 | B1 | SC | FW | SC |
| POP 12HR | | 30 | | 10 | | 10 | | 5 | | 10 | | 20 | | 30 | | 30 | | 10 |
| DRIZZLE | C | | | | | | | | | | | | | | | | | |
| RAIN | C | S | | | | | | | | | | | | | | | | |
| RAIN SHWRS | | | | | | | | | | | S | S | C | | C | | | |

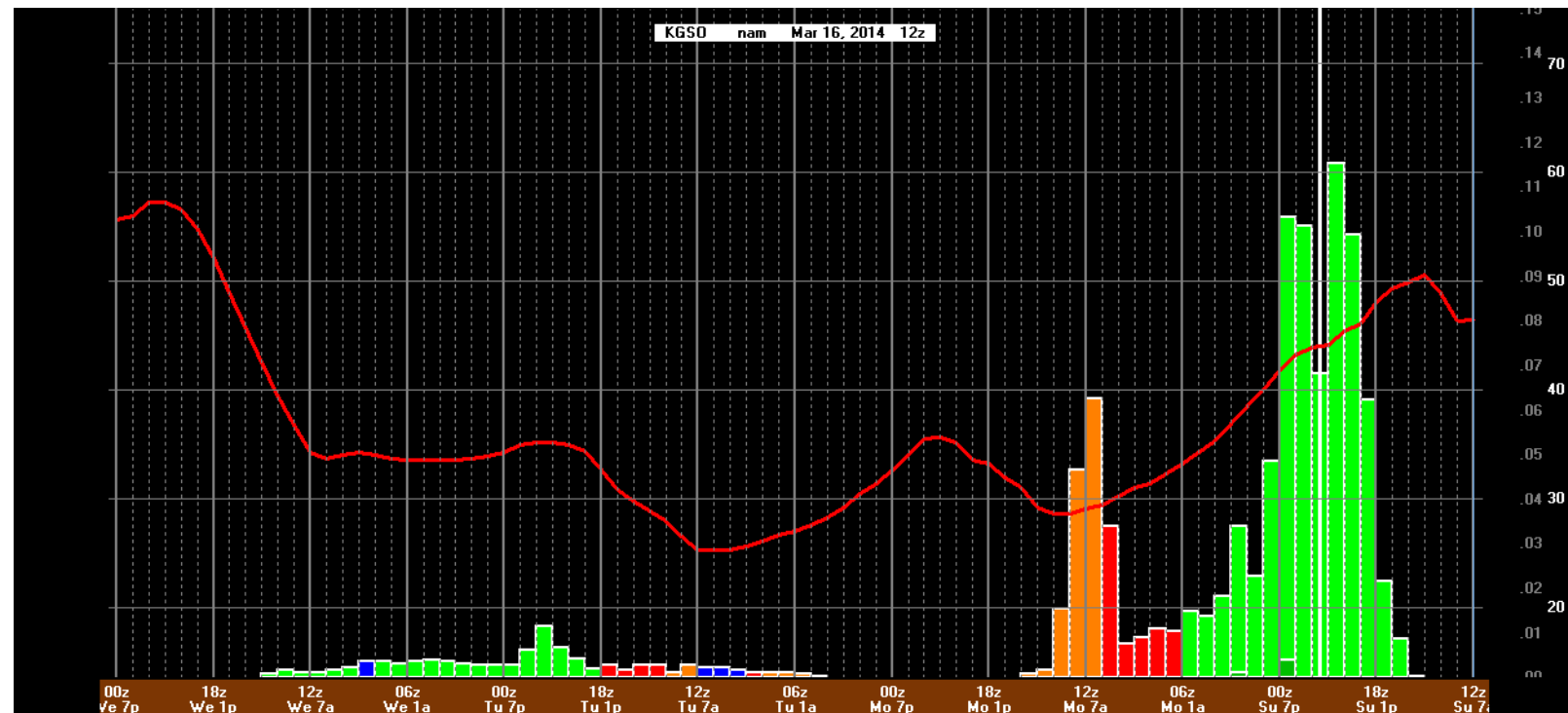
Cloud Cover

← Future Current ↓



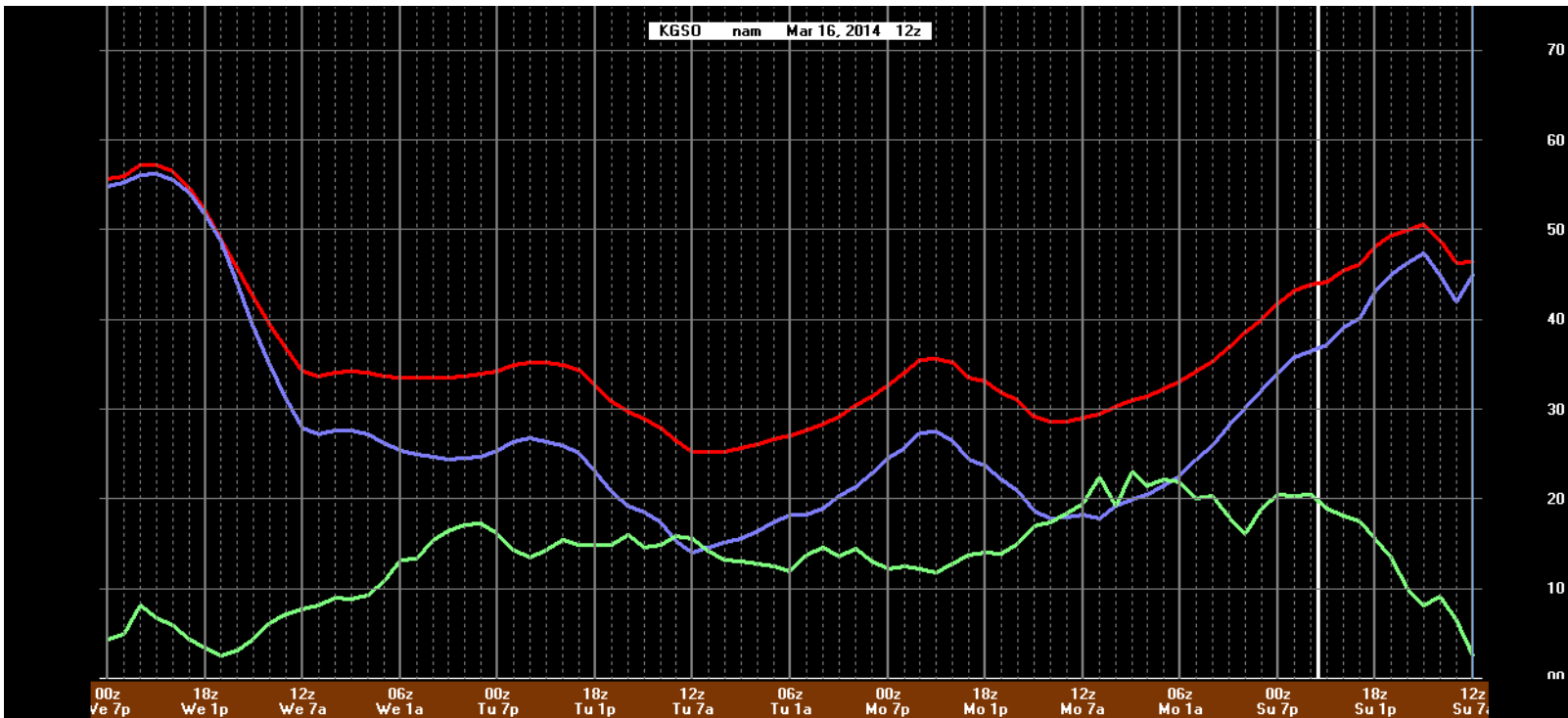
Temperature and Rainfall

(Red Line=Temp, Green Graph=Rain, Red Graph=Ice, Blue Graph=Snow)



Temperature, Wind Chill, Wind Speed

(Red Line=Temp, Blue Line=Wind Chill, Tan Line=Wind Speed(kts))



Ice Accumulation

Future

KINT - Hourly Freezing Rain Accumulation Forecast

Start: 2014-03-16 06:00:00 UTC
 End: 2014-03-24 00:00:00 UTC
 Generated: 2014-03-16 20:05:47 UTC

